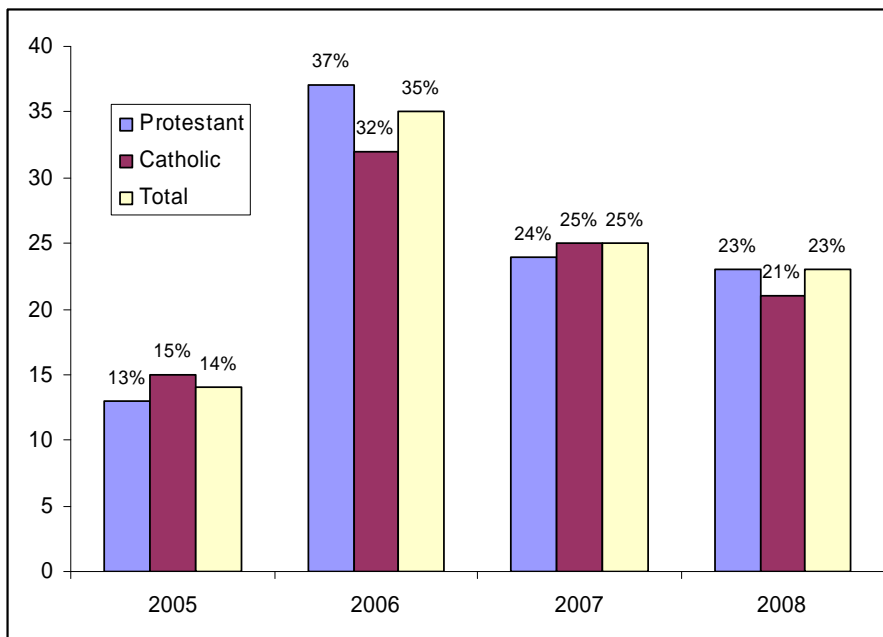


Omnibus Survey 2008

Which, if any of these organisations have you heard of?

A survey carried out by the Northern Ireland Statistics and Research Agency (NISRA) on behalf of CJI was conducted in January 2008. Just under a quarter (23%) of the 1238 people surveyed had heard of CJI, down 2% from the survey conducted by ipsos MORI in January 2007. Figure 1 shows the percentage of Protestant and Catholic respondents who had heard of CJI has alternated between 2005 and 2008 with a greater percentage of Catholic respondents in 2005 (15%) and 2007 (25%) compared to Protestant respondents in 2006 (37%) and 2008 (23%).

Figure 1 show the percentage of Protestant and Catholic respondents who had heard of CJI between 2005 and 2008 (inclusive).



Eighteen percent of respondents between 16 and 24 years of age had heard of CJI compared to 26% between 25 and 34, 23% between 35 and 49, 27% between 50 and 64 and 19% of respondents that were 65 years of age or over.

How did you hear of the Criminal Justice Inspection Northern Ireland?

Seventy percent of respondents had heard of CJI from the television, 46% from newspapers, 25% from the radio, 11% from friends/family, 11% through work, 3% at courts/solicitors, 2% from a magazine, 2% from the website and 1% indicated other. Table 1 compares the means by which respondents had heard of CJI between 2005 and 2008. From table 1 it is clear that the percentage of respondents who had heard of CJI from the television has increased from 34% in 2005 to 70% in 2008. Percentages may add to more than 100% due to multiple responses.

Table 1: How respondents had heard of CJI, between 2005 and 2008

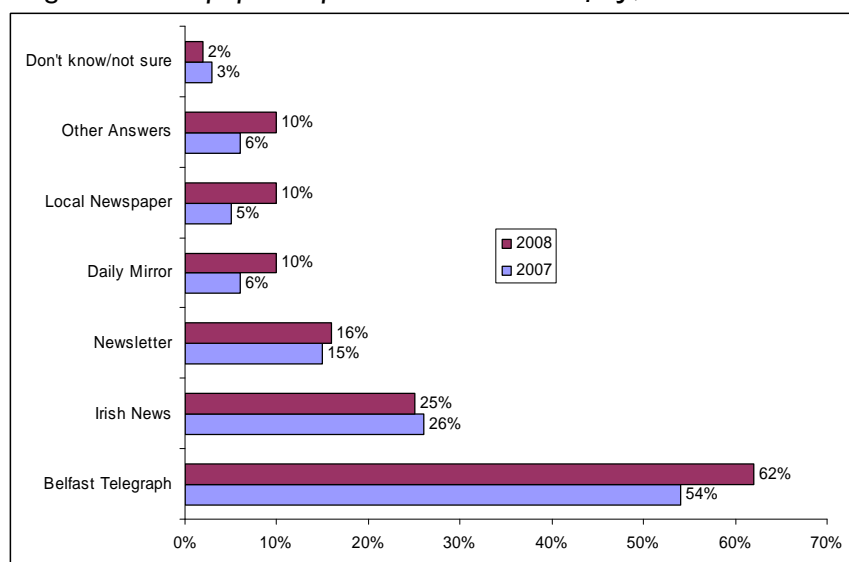
	2005	2006	2007	2008
Television	34%	52%	46%	70%
Newspaper or magazine	49%	30%	20%	48%

Through work	N/A	17%	11%	11%
Friends/family	N/A	10%	13%	11%
Radio	with TV	10%	9%	25%
University/school	N/A	3%	0%	0%
Website	0%	2%	1%	2%
At courts/solicitors	N/A	2%	2%	3%
Other	27%	7%	3%	1%
Don't know	1%	7%	17%	0%

What newspaper(s) did you hear of the Criminal Justice Inspection Northern Ireland?

Of those respondents who had heard of CJI from a newspaper, 62% indicated the Belfast Telegraph as the source, 25% the Irish News, and 16% the Newsletter, see figure 2 for a full picture. Between 2006 and 2007 the percentage of respondents who had heard of CJI from each of the newspapers has increased with the exception of the Newsletter. The greatest percentage increase was the Belfast Telegraph at 8%.

Figure 2: Newspaper respondents had heard of CJI, 2007 and 2008



What do you think the Criminal Justice Inspection does?

When asked what they thought CJI did, 29% of respondents who had heard of CJI thought that it ensures a fair and impartial system of justice to the community, 19% that it inspects the main areas of the criminal justice system, 18% that it inspects, 16% that it ensures that the policies and operations of the criminal justice agencies in Northern Ireland are even-handed between the communities, 12% that it assists the criminal justice agencies in Northern Ireland in becoming more efficient and effective, 7% that it is a regulatory body, 6% provided other suggestions. Twenty-three percent of respondents indicated that they did not know. Table 2 shows comparable results between 2006 and 2008. This question was not available for 2005.

Table 2: What respondents who had heard of CJI thought CJI does between 2005 and 2008.

	2006	2007	2008
Inspects the main areas of the criminal justice system	34%	14%	19%

Ensures a fair and impartial system of justice to the community	31%	24%	29%
Inspects (general)	20%	15%	18%
Ensures that the policies and operations of the criminal justice agencies in Northern Ireland are even-handed between the communities	15%	7%	16%
Is a regulatory body	14%	8%	7%
Assists the criminal justice agencies in Northern Ireland in becoming more efficient and effective	12%	6%	12%
Looks at the standards of prisons	N/A	8%	N/A
Other	7%	9%	6%
Don't know	6%	27%	23%

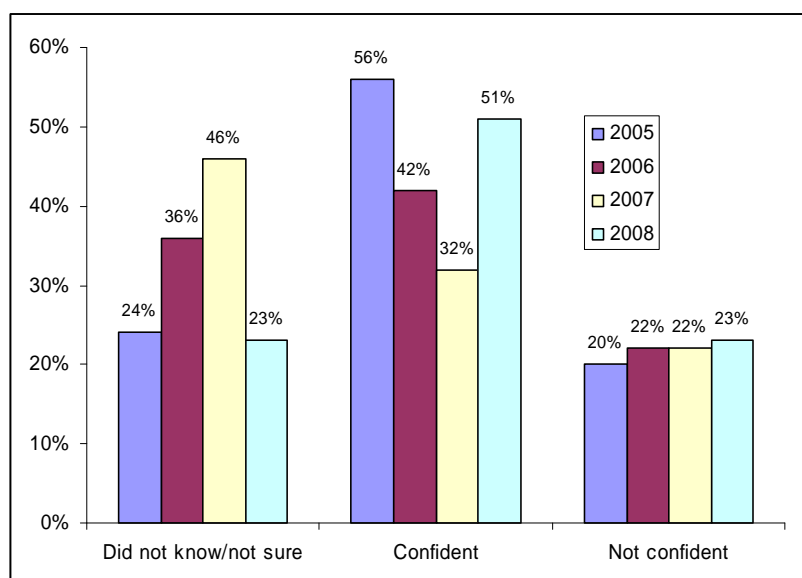
Table 2 shows that the highest percentage (29%) recorded in 2008 of respondents who had heard of CJI thought that the organisation ensured a fair and impartial system of justice to the community. This has changed from 2007 when the highest percentage (27%) indicated that respondents did not know what the organisation did. Interestingly the highest percentage recorded in 2006 was the same as 2008.

How confident are you that the Criminal Justice Inspection Northern Ireland acts independently of Government?

All respondents

From figure 3 the level of all respondents that are not confident has remained the same. However, respondents appear to fluctuate over the years between being confident that CJI will act independently of government and not sure or do not know. The results from 2008 show that over half (51%) of all respondents were confident that CJI would act independently of Government, compared to 25% who were not confident. Twenty-three percent of respondents indicated that they did not know.

Figure 3: Level of confidence of all respondents in the independence of CJI between 2005 and 2008.

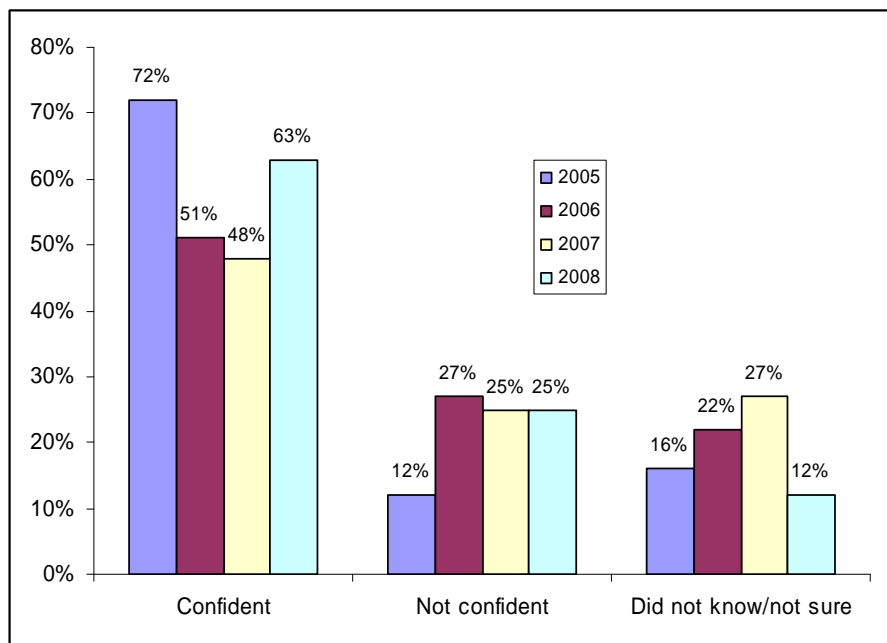


Fifty-four percent of all Catholic and 51% of all Protestant respondents were confident that CJI would act independently of government, with 28% of all Catholic and 25% of Protestants not confident.

Heard of CJI

An alternative way of looking at this is to review the responses of those respondents who indicated that they had heard of CJI and the level of confidence that CJI would act independently of Government. Figure 4 shows that the confidence level has increased from 48% in 2007 to 63% in 2008 while did not know/not sure have decreased from 27% to 12%. Not confident has remained at 25%.

Figure 4: Level of confidence of respondents who had heard of CJI in the independence of CJI between 2005 and 2008.



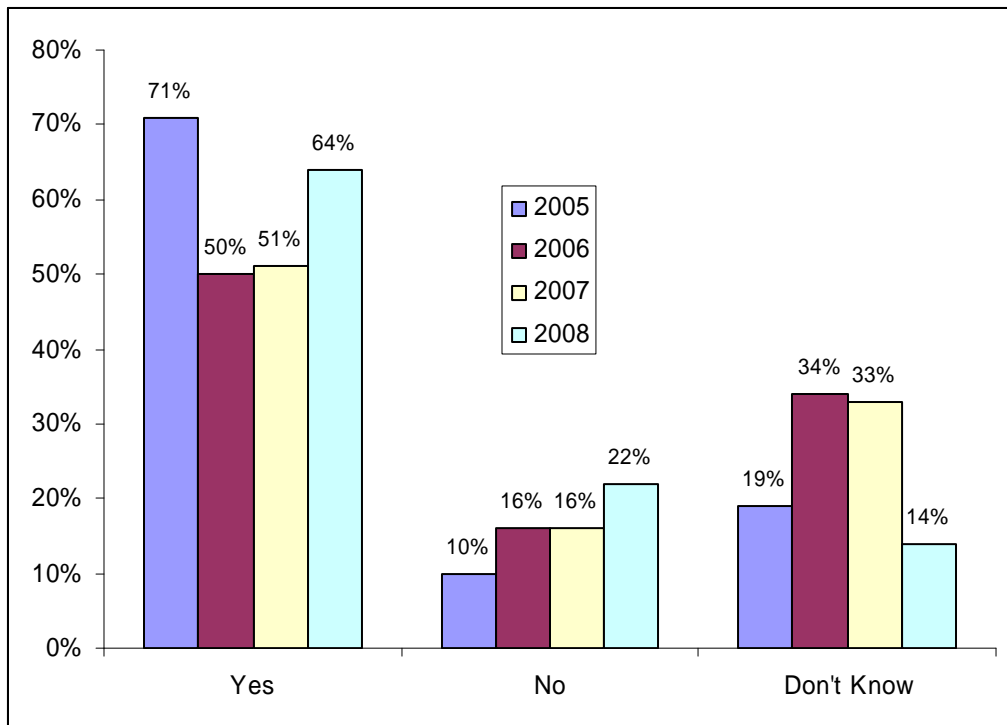
Do you think Criminal Justice Inspection is in a position to inspect the Criminal Justice system fairly?

All respondents

Fifty-four percent of all respondents indicated that CJI was in a position to inspect the Criminal Justice system fairly compared to 20% who said that CJI were not in a position to inspect the CJS fairly. Over a quarter (26%) of respondents indicated that they did not know.

Heard of CJI

Figure 5 shows the percentage of respondents who had heard of CJI and indicated that CJI was in a position to inspect the Criminal justice System fairly. Figure 5 shows that the percentage of respondents that indicated yes has increased from 51% in 2007 to 64% in 2008 while those indicating don't know has decreased from 33% to 14%. Those respondents who indicated no has increased from 16% to 22%.



Profile of respondents

- Just over half (51%) of respondents indicated that they were Protestant, 42% Catholic, 5% refused to answer or indicated they had no religion and 2% indicated that they had another religion besides Catholic or Protestant.
- Fifty-five percent of respondents were resident in an urban location of Northern Ireland while the remaining 45% resident in a rural area.
- Over half (55%) of respondents indicated that they were married and living with a husband/wife, 30% were single, 7% widowed, 4% divorced and 3% married and separated from husband/wife.
- Sixty-five percent of respondents had no dependents while the remaining 35% had dependents.
- Just under a fifth (19%) of respondents indicated that they had a disability with the remaining 81% indicating that they had no disability.
- Over half (52%) of respondents were female with the remaining 48% male.
- Fifty-five percent of respondents were in paid employment, 40% not in paid employment with 5% missing.